



Introduction Guide for Parents and Guardians

Contents

What is Skyward?	3
Family Access Login Instructions	4
Family Access Registration Form	6
How to set up Skylert	7
Skyward Mobile App	9

Skyward

Skyward is our new Student Information System replacing Harmony. Skyward combines many services in one system allowing students, families and educators better and more timely access to student information. Students and families have access to assignment information, grades, attendance, food service account balances, and much more. We invite you to login and see what is happening with your student today.

Family Access

- Online portal for students and parents to stay engaged
- View test scores, missing assignments, and a customized calendar of events
- Each guardian has one login for all of their students
- Communication tools based on a social media interface keep everyone in the loop

Skylert Notifications

- Skylert enables parents to receive notifications concerning your child(ren) such as school emergencies, attendance, low food service account balances, school delays and closings
- Parents have control over how you would like to receive them notifications

Skyward Food Service

- Check account balances
- Add money to your students account
- See your student's purchases
- Online application to apply for free or reduced meals

Skyward Mobile App

- Skyward Mobile Access empowers students and parents with access to information such as grades, schedules, attendance, and what is happening in class. These mobile versions of Family Access and Student Access keep parents and students fully informed on progress to ensure student goals are being achieved.
- Skyward Mobile is available on all major mobile platforms including iOS, Android, and Windows Mobile.

Family Access Login Instructions

Steps to complete before entering Family Access:

If you already have a login, skip to step 3.

1. Fill out the registration form at the end of this document and take it to your child's school. If you have more than one child in the district, you just have to stop at one of the schools as your login and password will work for all of your students. You may be asked to show identification to the office staff to verify your identity before we provide your access information.
2. Receive your Login ID and password.
3. Log onto the Internet.
4. Go to <http://www.moorevilleschools.org> to log on. You will find a link at the top of the page called "Skyward". Once you click the link you will see the following logon page.



Mooreville Consolidated School Corporation

Login ID:

Password:

[Forgot your Login/Password?](#)

05/15/06 00:04

Type in the user ID and password you were given at the school.



Mooreville Consolidated School Corporation

Login ID:

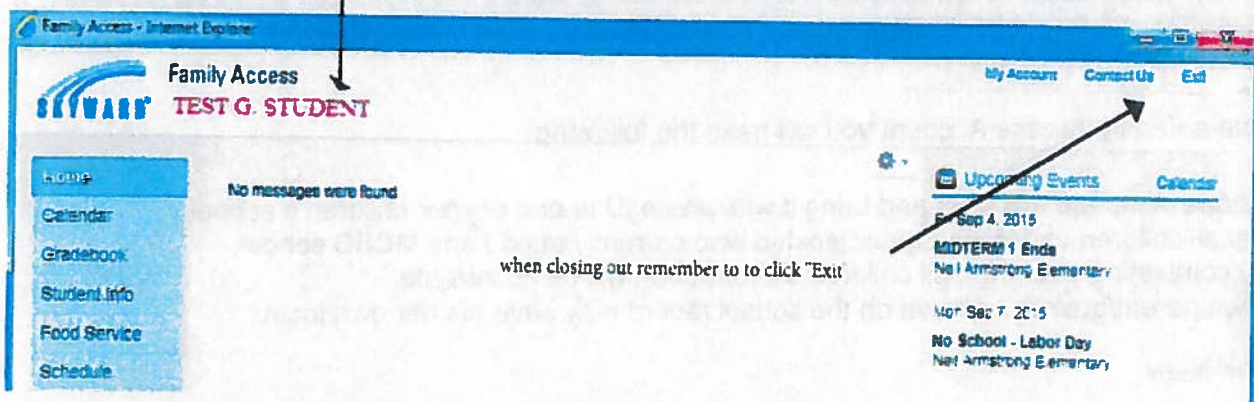
Password:

[Forgot your Login/Password?](#)

05/15/06 00:04

Your current user ID should consist of the first letter of your first name followed by your last name and then a 3-digit number.
Example: John Smith is jsmith000
Passwords are CASE sensitive.

On the top taskbar of Family Access, you will find the Student Selection, this area allows you to toggle back and forth between your students (if you have more than one in the system). By clicking on the drop down box where your student's name appears, you will find a list of students who are associated with your family key. If you have more than one student enrolled and you do not find all of your students' names under the drop down box, please contact the school immediately.



After logging in, the first Family Access screen is the Student/Family Info screen. It will show you the demographic information we have on file for the student selected at the top of the screen. If any of this data is incorrect, please go to the "Student Info" tab to complete any changes update. To the left of the screen, you will find the main menu screen for Family Access.

Home is your default screen when logging in.

Gradebook gives you the ability to view your student's assignment grades in classes where the teacher is using this program to keep grades.

Student Info is the Student/Family Info screen that has basic demographics listed.

please be sure to visit and update this tab any time your contact information changes.

Food Service is where you will find account balances and a purchases and payments record.

Schedule allows you to view your student's schedule.

Discipline allows you to view your student's discipline records.

Test Scores allows students and guardians to view Test Scores that have been added.

Activities allows students and guardians to view the student's activities and awards. This also provides the capability to email the leader of the activity.

Academic History allows students and guardians to see a list of classes and grades for current and historical school years.

Skylert does automated phone calls and emails to alert guardians, student, and/or staff of information or emergency situations.

Login History provides you a history of your logins.

Family Access Registration Form

In our ongoing effort to increase communication between school and home, we offer Skyward Family Access to our families. Skyward is our student information system, and all Mooresville Consolidated School families have free access to the system. With this online ability, guardians will be able to view their child's schedule, daily attendance, state and district test data, schedule conferences, teacher's grade book, report cards, messages from school personnel, general demographics and emergency information. **Family Access users will have the ability to add funds to their child's lunch account and control notifications for SkyAlert.** The information is on a secure server, and each guardian will access the information using their own individual, unique login and password.

To activate a Family Access Account you will need the following:

- Please complete this form and bring it with photo ID to one of your children's school.
- List all children under your guardianship who currently attend any MCSC school.
- By completing one form, all children's information will be accessible.
- Each parent/guardian shown on the school record may have his/her own login.

Please print clearly:

Parent or Guardian requesting access (only one per form) : _____

Address: _____

Email Address: _____

Phone: _____ Cell/Text: _____

Student Information

Child's Name	Grade	School Attending

Check here if you have an existing account but need help in activating it. The school office will send you a reset link.

Signature _____

Date _____

Return this form to the school office. School office staff should be able to provide your login right way, or if it's a technical issue within 3-5 business days you should receive an e-mail from "familyaccess@mooresvilleschools.org" advising you of your new login ID and password. If you do not receive your login information, please contact the school office.

Id Verified by school staff:

Signature: _____

Date: _____

DISCLAIMER:


Please note: Mooresville Consolidated School Corporation does not support off-site technology. For equipment, system, or browser support, please consult your computer dealer or system software vendor

Skyward Mobile Access Apps Installation And Configuration

Download the free Skyward Mobile Access app from [iTunes](#) for iOS (iPhone or iPad) devices or [Google Play](#) or the [Amazon Appstore](#) for Android devices.

Add an Account:

- By Location - Uses your mobile device GPS
- By School District Search, Mooresville CSC



Account Settings:


- Enter your Skyward Account User Name and Password
- No other entries are needed.



Mobile Access

For privacy and security purposes, Skyward requires that you select and enter a 4 digit passcode. This code will be used each time that you access the mobile app.

This code is not maintained and cannot be reset by the District. If you should forget your passcode, you will need to delete the account and recreate it following these same instructions.



Skyward Mobile

Click on the "+" symbol to navigate thru the system.



- MOORESVILLE CONSOLIDATED SCHOOLS DOES NOT OFFER TECHNICAL SUPPORT FOR THESE DEVICES.
- END USERS ARE RESPONSIBLE FOR MAINTAINING UPDATES OF THE APP. FAILURE TO DO SO MAY CAUSE ISSUES WITH RELIABILITY.
- SKYWARD MOBILE ACCESS DOES NOT PROVIDE FULL PROGRAM FUNCTIONALITY. SKYWARD WILL CONTINUE TO ADD FEATURES THROUGH FUTURE PROGRAM DEVELOPMENT.